



District Report Card: 2017


State: Odisha	District: Sonepur
Class: 8	Subject: Language
Schools: 50	Students: 1338


Participation/Coverage


Students

<div>GENDER</div> <div></div>	Boys		Girls	
	Number	%	Number	%
	684	51.12	654	48.88

<div>AREA</div> <div></div>	Rural		Urban	
	Number	%	Number	%
	1250	93.42	88	6.58

<div>CATEGORY</div> <div></div>	SC		ST		OBC		GEN	
	Number	%	Number	%	Number	%	Number	%
	375	28.03	188	14.05	743	55.53	32	2.39

<div>CWSN</div> <div></div>	LD	VI	HI	S&LD	ID	Oth
	5	3	4	1	0	2

<div>Management</div> <div></div>	Government		Government-aided	
	Number	%	Number	%
	1338	100.00	0	0.00

Average Performance of Students in Language (%)

Overall	Gender		Area		Management		Social Group			
	Male	Female	Rural	Urban	Govt.	Aided	SC	ST	OBC	GEN
49.11	47.49	50.81	49.27	46.82	49.11	0.00	46.40	46.88	50.85	53.54

Performance on Learning Outcomes (LOs)

Learning Outcomes	Description	Average Performance(%)
L813	Read textual/non-textual materials with comprehension and identifies the details, characters, main idea and sequence of ideas and events while reading	49.11

Range of Performance of Students who Answered Correctly							
Below 30%		30% - 50%		50% - 75%		Above 75%	
Number	%	Number	%	Number	%	Number	%
303	22.65	379	28.33	500	37.37	156	11.66

Lowest Performing Learning Outcomes (LOs)

1 - Read textual/non-textual materials with comprehension and identifies the details, characters, main idea and sequence of ideas and events while reading (49.11)